



Airman
Certification
Process

IACRA

- Each pilot applicant seeking an Airline Transport Rating (ATP) and/or type rating (ERJ-170 & ERJ-190) must complete the required application process prior to any checking event administered by the FAA or Company Designee (APD).
- This requires you to –
 - 1. Submit your application online using the FAA's IACRA website, and;
 - 2. Complete a traditional 8710-1 application.
- BOTH IACRA and the paper 8710-1 must be completed! Failure to do so may result in a training delay as the Examiner or Designee will not be permitted to conduct the oral exam and/or simulator check.
- The following presentation will guide you through the steps that are necessary to prepare for your certification event at the end of your training.

IACRA

- This process begins by going to the following website:
- www.iacra.faa.gov

- Most pilots are familiar with this website and have probably used it for prior rating applications. If you have never used IACRA before, then you must register as a new user before continuing the process.

IACRA

- Log-in with your Username and Password, or;
- Register if you are a first-time user

The screenshot shows the IACRA website interface. At the top left is the Federal Aviation Administration logo. The main header area features a navigation menu on the left with links: Home, What's new in IACRA, Frequently Asked Questions, Aircraft Search, Site Feedback, Contact Us, Training and Documentation, Helpful FAA Links, and Available Certifications and Ratings. The central content area is titled "IACRA" and "Integrated Airman Certification and Rating Application (IACRA)". It includes a description: "IACRA is the web-based certification/rating application that guides the user through the FAA's airman application process. IACRA helps ensure applicants meet regulatory and policy requirements through the use of extensive data validation. It also uses electronic signatures to protect the information's integrity, eliminates paper forms, and prints temporary certificates." Below this is a section titled "What's new in IACRA". On the right side, there is a login and registration form. The form includes fields for "Username:" and "Password:", a link for "Forgot Username or Password?", and buttons for "Login" or "Register". The "Login" and "Register" buttons are circled in red. Below these is a button for "FAA Employee Login" and a "Need Help?" section with a link to "Download the latest version of the".

IACRA

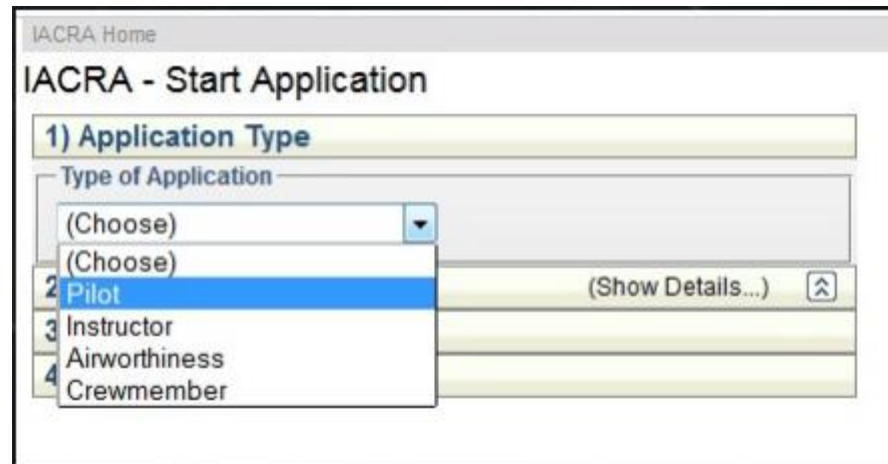
- Once you have logged into the website you will be able to proceed with the application process.
- **It's important to remember your Username and Password**, as you will need this information anytime you need to access this site.
- In addition, you will be assigned, by the FAA, an 'FTN'. Again, **it's important to remember this FTN number**, as you will need this during your certification process with your examiner.

IACRA

- Begin by starting a new application



- Choose application type



IACRA

- An applicant who complies with FAR 61.159 meets the requirements for an unrestricted ATP:
- 1500 hours (Total Time)
- 500 hours (Cross Country)
- 100 hours (Night)
- 75 hours (Instrument – Actual or Simulated)
- 50 hours (In Class – i.e. Multi-Engine)

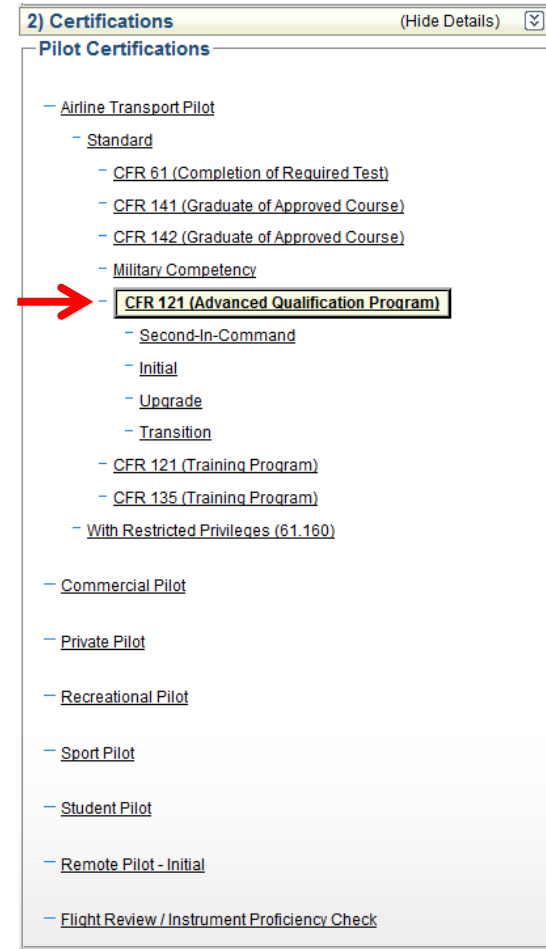
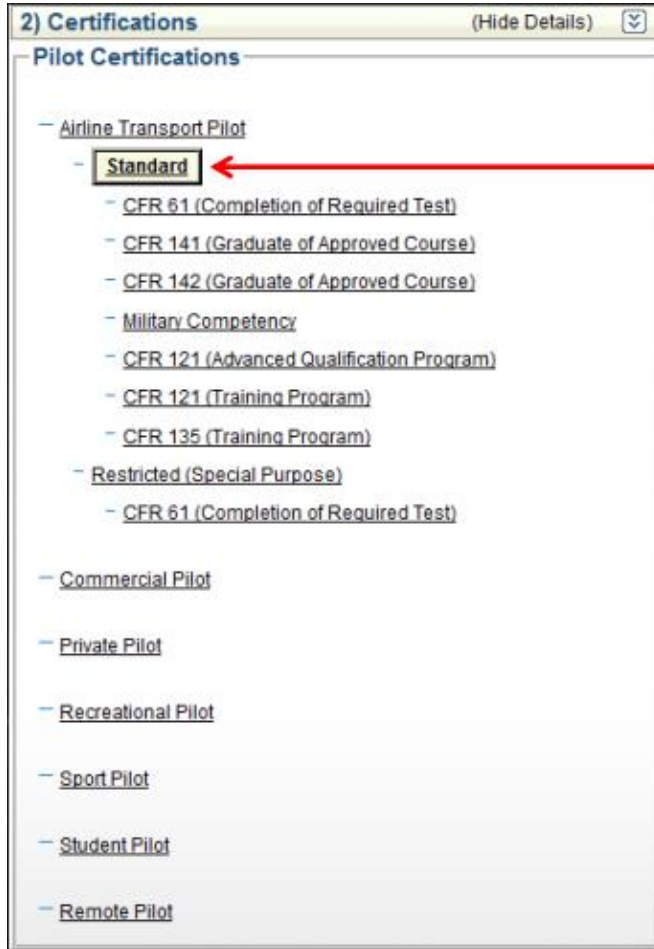
- If you have the Total Time, but you do not meet the other requirements, please review thoroughly FAR 61.159 to see if you comply with any of the allowable substitutions. It is a good idea to ask a Company Designated Examiner (APD) for assistance prior to your certification event if you have any questions.

IACRA


- An applicant who DOES NOT comply with FAR 61.159 must comply with FAR 61.160:
 - There are several different restrictions that apply to this section based on:
 - Total Time and/or Cross Country Time
 - Military Pilot Experience
 - Semester Hours of Aviation-Related Coursework
 - Age
- If you are applying for a restricted ATP, thoroughly review FAR 61.160 to ensure you comply with all of the requirements and that you have all of the necessary documentation. It is a good idea to ask a Company Designated Examiner (APD) for assistance prior to your certification event if you have any questions.

IACRA

- At this point, you must choose the following:



IACRA

2) Certifications (Hide Details) 

Pilot Certifications

- Airline Transport Pilot
 - Standard
 - CFR 61 (Completion of Required Test)
 - CFR 141 (Graduate of Approved Course)
 - CFR 142 (Graduate of Approved Course)
 - Military Competency
 - CFR 121 (Advanced Qualification Program)
 - Second-In-Command
 - **Initial**
 - Upgrade
 - Transition
 - CFR 121 (Training Program)
 - CFR 135 (Training Program)
 - With Restricted Privileges (61.160)
 - Commercial Pilot
 - Private Pilot
 - Recreational Pilot
 - Sport Pilot
 - Student Pilot
 - Remote Pilot - Initial
 - Flight Review / Instrument Proficiency Check

IACRA

- From this point forward we will follow the menu prompts to complete the application process.

- Note the picture to the right

- For Model:
 - Type 'ERJ-170'
- For Air Operator:
 - Type 'R61A'
 - DO NOT TYPE 'REPUBLIC'**

- Start Application

3) Other Path Information

ATP > Standard > CFR 121 > Initial

Certificate Category/Class

- AIRPLANE SINGLE ENGINE LAND
- AIRPLANE SINGLE ENGINE SEA
- AIRPLANE MULTIENGINE LAND
- AIRPLANE MULTIENGINE SEA
- ROTORCRAFT HELICOPTER

Type Rating

Model (Type at least 1 letter)

Make/Model

You have selected a dual type rating. Both ratings will be displayed on the forms.

Air Operator

Search By Designation Code Name

(Type at least 1 letter)

Current Operator/Training Center Selection

4) Start Application

ATP > Standard > CFR 121 > Initial

Please verify all of the information before starting the application.

IACRA

- Continue filling out the requested information
- Some of this data may be already pre-filled if you are in the data base and have used IACRA in the past
- When you have completed this page, click on Save & Continue

The screenshot shows a web form titled "Personal Information (Section I, A-L)" with a "(Hide Details)" link. The form is divided into two main sections: "Personal Information" and "Residential Address (E1. On 8710-1)".

Personal Information Section:

- A green-bordered box contains a "Please Note" message: "The information in this top section cannot be changed once it is established with the Airman Registry. To learn how to update this information please follow this [link](#)."
- Fields include: Full Name, Date of Birth, Sex, Citizenship Country (dropdown), Hair Color (dropdown), Eye Color (dropdown), Weight (lbs.), Height (inches), City of Birth, Country of Birth (dropdown), State of Birth (dropdown), Phone, and Email Address.

Residential Address Section:

- Fields include: Address Line 1, Address Line 2, (Map or Directions) to Physical Residential Address (text area), City, State (dropdown), ZIP Code, and Country (dropdown).
- Buttons: "Add Mailing Address" and "Add Special Mailing Address".
- A "Save & Continue" button is circled in red at the bottom right.

IACRA

- Continue filling out the requested information
- If you already hold an ATP, but you are applying for a type rating, then under Airman Certificate (Block M-M3), click on Select

Certificate Held (Section I, G & M-O) (Hide Details) [v]

English Language (Block G)

Yes No Do you read, speak, write, and understand the English language?

Airman Certificate (Block M-M3)

Check here, if you now hold, or you have ever held an FAA Pilot Certificate?

Please Note: A recently issued temporary certificate might not yet exist at the Airman Registry. If you have such a certificate, enter that information in the 'Add / Modify a Certificate' section below.

Existing FAA Airman Certificates

	Certificate #	Certificate Type	Date Issued
Select		AIRLINE TRANSPORT PILOT	

- Continue with the application process...

IACRA

- Continue filling out the requested information
- You may have to expand to complete additional information
- Again, some data may already exist
- Click Save Certificate and continue...

Add / Modify a Certificate

Please Note: Only enter a certificate here if you do not hold an existing Airman certificate or your current certificate needs to be updated.

Please choose a certificate type - Foreign License FAA 61.75 Standard

Certificate Number

Date Issued

- US Standard Pilot Certificate
 - ATP Category / Class Ratings
 - Commercial Category / Class Ratings
 - Private Category / Class Ratings
 - Recreational Category / Class Ratings
 - Sport Pilot Category / Class Ratings
 - Vintage Aircraft Ratings
 - STUDENT CERTIFICATE

Save Certificate

All Certificates (Existing or Added/Modified for Blocks M-M3)

Foreign

FAA 61.75

US Standard Pilot Certificate [Delete Certificate](#)

Certificate Num	Issuance Date	ATP Category/Class Ratings	ATP Type Ratings
		AIRPLANE MULTIENGINE LAND	BA-3100
		Commercial Category/Class Ratings	EMB-145
		AIRPLANE SINGLE ENGINE LAND	ERJ-170
			ERJ-190
			SF-340

IACRA

- Continue filling out the requested information
- Click Save & Continue...

Medical Certificate (Block N-N-3)

Check here, if you now hold a Medical Certificate?

Please Note: Military medical certificates do not require Class of Medical Certificate or Name of Examiner and can be left blank.

Select the certificate Type FAA Military

Class of Medical Certificate

Date issued

Name of Examiner

Drug Conviction (Block O)

Have you ever been convicted for violation of any Federal or State statutes relating to narcotic drugs, marijuana, or depressant or stimulant drugs or substances?

No

Yes

Save & Continue

IACRA

- Continue filling out the requested information
- Check the appropriate box

Basis of Issuance (Section II) (Hide Details) 

Completion of Required Test (Block A)

Military Competence (Block B)

Graduate of Approved Course (Block C)

Holder of Foreign License (Block D)

Completion of Air Carrier's Approved Training Program (Block E)

Completion of Air Carrier's Approved Training Course (Block E)

Air Operator	REPUBLIC AIRLINES INC
Designation Code	R61A
Curriculum	Initial

Save & Continue

IACRA

- Complete the Pilot Time section of the application
- Click Save and continue...

✔ Pilot Time (Section III)
(Hide Details) ▾

Airplane / Rotorcraft / Powered Lift Hours
(Hide Details) ▾

	Airplane	Rotorcraft	Powered Lift
Total Hours	<input type="text"/>	<input type="text"/>	<input type="text"/>
Instruction Received	<input type="text"/>	<input type="text"/>	<input type="text"/>
Solo	<input type="text"/>	<input type="text"/>	<input type="text"/>
Pilot in Command (PIC)	<input type="text"/>	<input type="text"/>	<input type="text"/>
Second in Command (SIC)	<input type="text"/>	<input type="text"/>	<input type="text"/>
Cross Country Instruction	<input type="text"/>	<input type="text"/>	<input type="text"/>
Cross Country Solo	<input type="text"/>	<input type="text"/>	<input type="text"/>
Cross Country PIC	<input type="text"/>	<input type="text"/>	<input type="text"/>
Cross Country SIC	<input type="text"/>	<input type="text"/>	<input type="text"/>
Instrument	<input type="text"/>	<input type="text"/>	<input type="text"/>
Night Instruction	<input type="text"/>	<input type="text"/>	<input type="text"/>
Night Takeoff Landings	<input type="text"/>	<input type="text"/>	<input type="text"/>
Night PIC	<input type="text"/>	<input type="text"/>	<input type="text"/>
Night SIC	<input type="text"/>	<input type="text"/>	<input type="text"/>
Night Takeoff Landing PIC	<input type="text"/>	<input type="text"/>	<input type="text"/>
Night Takeoff Landing SIC	<input type="text"/>	<input type="text"/>	<input type="text"/>
Class Hours - ASEL	<input type="text"/>		
Class Hours - ASES	<input type="text"/>		
Class Hours - AMEL	<input type="text"/>		
Class Hours - AMES	<input type="text"/>		
Class Hours - Helicopter		<input type="text"/>	
Class Hours - Gyroplane		<input type="text"/>	

Glider / Lighter Than Air Hours
(Show Details...) ⌵

Simulator(FFS) / Training Device(FTD) / ATD Hours
(Show Details...) ⌵

IACRA

- Continue entering all applicable flight time
- Click Save and continue...

Glider / Lighter Than Air Hours
(Hide Details)

	Glider	Lighter Than Air
Total Hours	<input type="text"/>	<input type="text"/>
Instruction Recieved	<input type="text"/>	<input type="text"/>
Solo	<input type="text"/>	<input type="text"/>
Pilot in Command (PIC)	<input type="text"/>	<input type="text"/>
Pilot in Command (SIC)	<input type="text"/>	<input type="text"/>
Cross Country Instruction	<input type="text"/>	<input type="text"/>
Cross Country Solo	<input type="text"/>	<input type="text"/>
Cross Country PIC	<input type="text"/>	<input type="text"/>
Cross Country SIC	<input type="text"/>	<input type="text"/>
Instrument	<input type="text"/>	<input type="text"/>
Night Instruction	<input type="text"/>	<input type="text"/>
Night Takeoff Landings	<input type="text"/>	<input type="text"/>
Night PIC	<input type="text"/>	<input type="text"/>
Night SIC	<input type="text"/>	<input type="text"/>
Night Take-off/Landing PIC	<input type="text"/>	<input type="text"/>
Night Take-off/Landing SIC	<input type="text"/>	<input type="text"/>
Number of Flights	<input type="text"/>	<input type="text"/>
Number of Aero-Tows	<input type="text"/>	<input type="text"/>
Number of Ground Launches	<input type="text"/>	<input type="text"/>
Number of Power Launches	<input type="text"/>	<input type="text"/>
Class Hours - Balloon	<input type="text"/>	<input type="text"/>
Class Hours - Airship	<input type="text"/>	<input type="text"/>

Save

IACRA

- In some cases simulator time may be used as a substitution for other flight time requirements
- Continue entering all applicable flight time
- Click Save and continue...

Simulator / Training Device / ATD Hours
(Hide Details)

Simulator Total	<input type="text"/>
Simulator Instruction	<input type="text"/>
Simulator Instrument	<input type="text"/>
Simulator Night Instruction	<input type="text"/>
Simulator Night	<input type="text"/>
Takeoff/Landing	<input type="text"/>
Simulator Night PIC	<input type="text"/>
Simulator Night SIC	<input type="text"/>
Simulator Night	<input type="text"/>
Take-off/Landing PIC	<input type="text"/>
Simulator Night	<input type="text"/>
Take-off/Landing SIC	<input type="text"/>
Class Hours Simulator	<input type="text"/>
<hr/>	
Training Device Total	<input type="text"/>
Training Device Instruction	<input type="text"/>
Training Device Instrument	<input type="text"/>
Training Device Night Instruction	<input type="text"/>
Training Device Night PIC	<input type="text"/>
Training Device Night SIC	<input type="text"/>
Class Hours Training Device	<input type="text"/>
<hr/>	
ATD Total	<input type="text"/>
ATD Instruction	<input type="text"/>
ATD Instrument	<input type="text"/>
Class Hours ATD	<input type="text"/>

Save
Save & Continue

IACRA

- **READ THIS PAGE CAREFULLY!!!**
- Correct any Validation Errors
- You must click on the View Privacy Act button first
- Then click on the Review button and review your application
- When this is done, click on the Submit Application button

Review and Submit (Section V) (Hide Details)

Important Information for IACRA Applicants

1. Your application can not be submitted until all validation errors are corrected.
2. Be sure to review the application *carefully* and make appropriate corrections *before* submitting your application. **If you're not sure that your application is completed correctly, do not submit it until you have consulted your Recommending Instructor or Examiner/Evaluator.**
3. Know your FTN (**A2385961**), IACRA Username and IACRA Password. You will need to give your FTN to your Recommending Instructor or Examiner/Evaluator to proceed. You may also need to log into IACRA to make corrections.
4. Read and understand the Privacy Act statement by clicking the "View Privacy Act" button below.
5. If you have questions about how to enter data into IACRA, contact National AVS IT Service Desk. (See Below).

Email: 9-NATL-AVS-IT-ServiceDesk@faa.gov
Phone: 1-877-287-6731

Validation Errors

Certificate Held - Must be able to read, write, speak and understand the English language.

Certificate Summary

Certificate Type:
Certificate #:
Ratings:

Limitations:

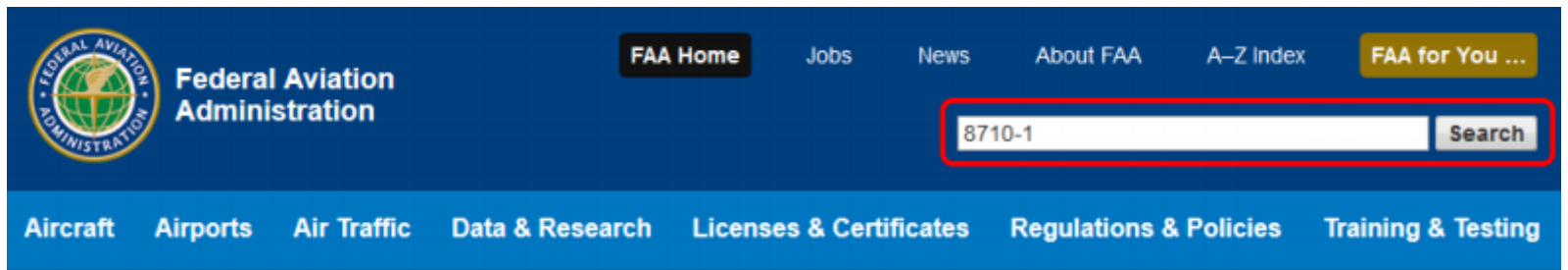
[View Privacy Act](#) [Review](#) [Submit Application](#)

IACRA

- This completes the IACRA application process for an applicant applying for an unrestricted ATP

-
- Now that you've completed the IACRA requirements you must complete an FAA Form 8710-1
 - This is necessary because –
 - If your oral exam is conducted by an APD that is not scheduled to conduct your type rating in the simulator, and there is an issue with IACRA or an inability to get online to access IACRA, then your 8710-1 will serve as a backup and will have the required signature from the APD that conducted your oral exam. **THIS HAS HAPPENED!!!**
 - The following documentation will assist you in properly completing the 8710-1

- Go to www.faa.gov
- Type '8710-1' in the search box



Federal Aviation
Administration

FAA Home

Jobs

News

About FAA

A-Z Index

FAA for You ...

8710-1

Search

Aircraft

Airports

Air Traffic

Data & Research

Licenses & Certificates

Regulations & Policies

Training & Testing

- Click on Airman Certification and/or Rating Application (PDF)

Search Results

Results 1–10 of about 196

[Airman Certificate and/or Rating Application \(PDF\)](#) ←

www.faa.gov/documentlibrary/media/form/faa_form_8710-1.pdf

Page 1. FAA Form 8710-1, Airman Certificate and/or Rating Application Supplemental Information and Instructions Paperwork ...

- Click on the link to open the form

-
- You will now be able to complete the form by typing your information directly on the form
 - When you are done filling out the form, print two copies
 - One will be for a backup
 - It is acceptable to fill out the form by hand (pen), however, it must be neat and legible or the examiner/inspector will not accept it for use.

-
- READ THE FOLLOWING VERY CAREFULLY!

- BE CERTAIN TO LOOK AT THE DETAILED INSTRUCTIONS AND NOTES!

- THIS IS IMPORTANT TO ENSURE THE FORM IS COMPLETED CORRECTLY!

- Under 'Certificates', 'Ratings', & 'Other Information/Requests' check only those boxes which are applicable to the rating you are seeking.

U.S. Department of Transportation Federal Aviation Administration				Airman Certificate and/or Rating Application			
I. APPLICATION INFORMATION (Mark 'X' in all the blocks applicable to the certificate or rating for which you are applying):							
Certificates		Ratings			Other Information/Requests		
Pilot: <input type="checkbox"/> Student <input type="checkbox"/> Private <input type="checkbox"/> ATP-Restricted <input type="checkbox"/> ATP	Instructor: <input type="checkbox"/> Flight <input type="checkbox"/> Commercial <input type="checkbox"/> Ground	Category and/or Class: <input type="checkbox"/> ASE <input checked="" type="checkbox"/> AME <input checked="" type="checkbox"/> Land <input type="checkbox"/> Sea <input type="checkbox"/> Helicopter <input type="checkbox"/> Balloon <input type="checkbox"/> Glider <input type="checkbox"/> Gyroplane <input type="checkbox"/> Airship <input type="checkbox"/> Powered-Lift Type Rating: <input type="checkbox"/> Added Rating			Instrument: <input type="checkbox"/> Airplane <input type="checkbox"/> Helicopter <input type="checkbox"/> Powered-Lift <input type="checkbox"/> Instrument	Ground Instructor: <input checked="" type="checkbox"/> Initial <input type="checkbox"/> Basic <input type="checkbox"/> Advanced <input type="checkbox"/> Instrument	<input type="checkbox"/> Reexamination <input type="checkbox"/> Reissuance <input type="checkbox"/> Flight Review <input type="checkbox"/> Instrument Proficiency Check <input type="checkbox"/> Medical Flight Test <input type="checkbox"/> Limitation Removal <input type="checkbox"/> IPL
A. Name (Last, First, Middle)		B. SSN (U.S. Only)		C. Date of Birth		D. Place of Birth (City and State) or (City and Country)	
E1. Residential Address (Including City, State, Zip Code, and Country)		E2. Mailing Address (This address will be printed on the permanent airman certificate, if different than block E1.) IF YOU PLACE AN ADDRESS IN THIS BOX IT WILL BE PRINTED ON YOUR CERTIFICATE.			F. Citizenship / Nationality <input type="checkbox"/> USA <input type="checkbox"/> Other specify:		G. Do you read, speak, write, & understand the English language? <input type="checkbox"/> Yes <input type="checkbox"/> No
M. Do you hold, or have you ever held an FAA certificate? <input type="checkbox"/> Yes <input type="checkbox"/> No		M1. Grade of Certificate		M2. Certificate Number		M3. Date Issued	
N. Do you hold a Medical Certificate? <input type="checkbox"/> Yes - FAA <input type="checkbox"/> Yes - Foreign <input type="checkbox"/> Yes - Military <input type="checkbox"/> No		N1. Class of Medical Certificate		N2. Name of Medical Examiner		N3. Date Issued	
O. Have you ever been convicted for violation of any Federal or State statutes relating to narcotic drugs, marijuana, or depressant or stimulant drugs or substances? Do not include alcohol offenses involving motor vehicle mode of transportation as those offenses are covered on the FAA Form 8500-8, Airman Medical Application Form. <input type="checkbox"/> Yes <input type="checkbox"/> No						O1. Date of Final Conviction	

- Fill ALL applicable boxes and check the appropriate information.
- Select either ATP–Restricted or ATP, but not both.
- Select both AME and Land
- Select Added Rating only if this is an additional Type Rating: 'ERJ-170; ERJ-190.
- If your license shows you are a citizen of another country you MUST select other. **THIS IS NOT AN OPTION AND WILL BE REJECTED OTHERWISE EVEN IF YOU HAVE A US PASSPORT!!!**

II. CERTIFICATE OR RATING APPLIED FOR ON BASIS OF:				
<input type="checkbox"/> A. Completion of Test or Activity	1. Aircraft to be used <i>(If flight test required)</i>	2. Total time in this aircraft and/or approved FFS or FTD <i>(hours)</i>	a. Flight Time	b. As Pilot-in-Command
<input type="checkbox"/> B. U.S. Military Competence or Experience	1. U.S. Military Service	2. Date Rated in U.S. Military		3. Rank or Grade
<input type="checkbox"/> C. Graduate of an Approved Course	4. List Military aircraft for which you have:	a. logged pilot time or provided flight instruction (IP) <i>(make and model)</i>	b. passed an Instrument Proficiency Check <i>(Pilot or CFI) - (make and model)</i>	
<input type="checkbox"/> D. Holder of Foreign License	1. Training Agency or Training Center:	1a. Name	1b. Location <i>(City and State)</i>	1c. Certification Number
	2. Curriculum From Which Graduated <i>(Level, Category, and Class and/or Type Rating)</i>			
<input type="checkbox"/> E. Air Carrier Training Program	1. Country that Issued the Foreign Pilot License		2. Grade of Foreign Pilot License	3. Foreign Pilot License Number
	4. Ratings Held on Foreign Pilot License <i>(FAA equivalent only - e.g. ASEL, AMEL, Type rating, etc.)</i>			
<input checked="" type="checkbox"/> E. Air Carrier Training Program	1. Name of Air Carrier REPUBLIC AIRLINES, R61A758X	2. Date Training Began	3. Accomplished Training Program <input checked="" type="checkbox"/> Initial <input type="checkbox"/> Upgrade <input type="checkbox"/> Transition <input type="checkbox"/> Recurrent	

- Complete Section II as shown above.
- Section II.E.1. – Type EXACTLY as shown above – ‘REPUBLIC AIRLINES, R61A758X’
- Section II.E.2. – You must enter the date that your training began (first day of INDOC).
- Section II.E.3. – Select ‘Initial’ if you are seeking an initial ATP, ATP-Restricted, or Type Rating. DO NOT select ‘Upgrade’, ‘Transition’ or ‘Recurrent’.

II. CERTIFICATE OR RATING APPLIED FOR ON BASIS OF:				
<input type="checkbox"/> A. Completion of Test or Activity	1. Aircraft to be used <i>(If flight test required)</i> ERJ-170 LEVEL D SIM		2. Total time in this aircraft and/or approved FFS or FTD <i>(hours)</i>	a. Flight Time b. As Pilot-in-Command
<input type="checkbox"/> B. U.S. Military Competence or Experience	1. U.S. Military Service		2. Date Rated in U.S. Military	3. Rank or Grade
<input type="checkbox"/> C. Graduate of an Approved Course	4. List Military aircraft for which you have: <i>model</i>		a. logged pilot time or provided flight instruction (IP) <i>(make and model)</i>	b. passed an Instrument Proficiency Check <i>(Pilot or CFI) - (make and model)</i>
<input type="checkbox"/> D. Holder of Foreign License	1. Training Agency or Training Center:		1a. Name	1b. Location <i>(City and State)</i>
	2. Curriculum From Which Graduated <i>(Level, Category, and Class and/or Type Rating)</i>		1c. Certification Number	1d. Part 142? <input type="checkbox"/> Yes <input type="checkbox"/> No
<input type="checkbox"/> E. Air Carrier Training Program	1. Country that Issued the Foreign Pilot License		2. Grade of Foreign Pilot License	3. Foreign Pilot License Number
	4. Ratings Held on Foreign Pilot License <i>(FAA equivalent only - e.g. ASEL, AMEL, Type rating, etc.)</i>			
<input checked="" type="checkbox"/> E. Air Carrier Training Program	1. Name of Air Carrier REPUBLIC AIRLINES, R61A758X		2. Date Training Began	3. Accomplished Training Program <input checked="" type="checkbox"/> Initial <input type="checkbox"/> Upgrade <input type="checkbox"/> Transition <input type="checkbox"/> Recurrent

- Military Pilots

- For those pilots applying for a Restricted ATP under the Military Experience exemption, you must also complete II.B. in it's entirety.

III. RECORD OF PILOT TIME (Do not write in the shaded areas)

	Total	Instruction Received	Solo	PIC and SIC	Cross Country Instruction Received	Cross Country Solo	Cross Country PIC/SIC	Instrument	Night Instruction Received	Night Take-Off / Landing	Night PIC/SIC	Night Take-Off/Landing PIC/SIC	Class Totals				Number of			
													SEL ESC SIC	MEL ESC SIC	SES ESC SIC	MES ESC SIC	Flights	Aero-Tows	Ground Launches	Powered Launches
Airlanes				PIC			PIC				PIC	PIC								
				SIC			SIC				SIC	SIC								
Rotorcraft				PIC			PIC				PIC	PIC			Helicopter	Gyroplane				
				SIC			SIC				SIC	SIC								
Powered Lift				PIC			PIC				PIC	PIC								
				SIC			SIC				SIC	SIC								
Gliders				PIC																
				SIC																
Lighter-Than-Air				PIC			PIC				PIC	PIC			Balloon	Airship				
				SIC			SIC				SIC	SIC								
FFS															FFS	MB	Helicopter			
FTD																				
ATD																				

IV. Have you previously received a Notice of Disapproval or been denied for any reason for the certificate AND/OR rating for which you are applying? Yes No

V. APPLICANT'S CERTIFICATION I certify that all statements and answers provided by me on this application form are complete and true to the best of my knowledge and I agree that they are to be considered as part of the basis for issuance of any FAA certificate to me. I have received the Pilot's Bill of Rights Written Notification of Investigation that accompanies this form. I have also read and understand the Privacy Act statement that accompanies this form.

Signature of Applicant _____ Date _____
MM/DD/YYYY

- Complete Section III. as appropriate.
- If you already hold an ATP, then you are not required to complete the flight times section.
- Section IV. should be completed as appropriate. This applies only to the current rating for which you are seeking (ERJ-170/ERJ-190 or EMB-145 Type Rating).
- Section V. – This MUST be dated on or prior to the date of your oral exam.
- Sign the application

III. RECORD OF PILOT TIME (Do not write in the shaded areas)

	Total	Instruction Received	Solo	PIC and SIC	Cross Country Instruction Received	Cross Country Solo	Cross Country PIC/SIC	Instrument	Night Instruction Received	Night Take-Off / Landing	Night PIC/SIC	Night Take-Off/Landing PIC/SIC	Class Totals				Number of					
													SEL ESC SSC	MEL ESC SIC	SES ESC SIC	MES ESC SIC	Flights	Aero-Tows	Ground Launches	Powered Launches		
Airplanes				PIC SIC			PIC SIC				PIC SIC	PIC SIC										
Rotorcraft				PIC SIC			PIC SIC				PIC SIC	PIC SIC		Helicopter	Gyroplane							
Powered Lift				PIC SIC			PIC SIC				PIC SIC	PIC SIC										
Gliders				PIC SIC																		
Lighter-Than-Air				PIC SIC			PIC SIC				PIC SIC	PIC SIC		Balloon	Airship							
FFS																						
FTD																						
ATD																						

IV. Have you previously received a Notice of Disapproval or been denied for any reason for the certificate AND/OR rating for which you are applying? Yes No

V. **APPLICANT'S CERTIFICATION** I certify that all statements and answers provided by me on this application form are complete and true to the best of my knowledge and I agree that they are to be considered as part of the basis for issuance of any FAA certificate to me. I have received the Pilot's Bill of Rights Written Notification of Investigation that accompanies this form. I have also read and understand the Privacy Act statement that accompanies this form.

Signature of Applicant _____ Date MM/DD/YYYY _____

• **IMPORTANT**

- While it is permissible to substitute some criteria (i.e. – sim time, night takeoffs & landings, etc.) in order to meet the ATP requirements you must show that time in the required blocks or the FAA will not accept the application
 - For example you may substitute up to 25 hours of night takeoffs and landings beyond the first 20 landings in order to meet the 100 hours of Night. However, you must show 100 hours of Night in the 'Night PIC/SIC' block
 - All times must be validated by an FAA inspector or examiner

-
- The back side of the 8710-1 shall be completed by an FAA Inspector or his Designee only.

-
- A checklist is included in your Welcome email.
 - This is a handy checklist that should be used prior to showing up for your LOE/Type Rating Ride.
 - This will ensure that you come to your events as prepared as possible.
 - Again, should you have any questions or require any assistance, don't be afraid to speak up and ask for help.
 - We're here to assist you in any way that we can.
 - GOOD LUCK with your training!